

First, see the requirements and instructions for downloading and installing the [31DEC10 AIPS release](#)

This test uses the files [3C277.1.WTMOD](#) and [3C277.1.IMAGE.FITS](#) which should be in the present working directory.

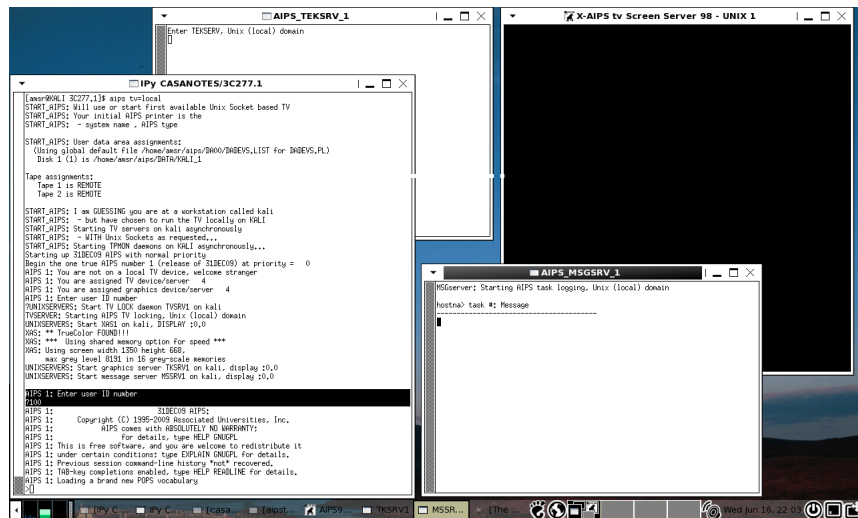
It is purely to test the installation of AIPS; they are not needed later in the School. Please do other work in a different AIPS number or delete the files created here, to avoid conflicts.

This assumes that you are working on a laptop with a single disk and no printer access.

Start aips by typing

aips tv=local

You should see 3 windows appear, as per



If you don't see a prompt, just press return a few times.

AIPS provides separately numbered environments; you can have many thousands. If you are the only user of your machine enter any integer you like when prompted (as highlighted above) e.g.

AIPS 1: Enter user ID number

?100

Then copy the following: restore 0
dowait 1

task 'FITLD'; datain 'PWD:3C277.1.IMAGE.FITS';ncount 1;go

task 'FITLD'; datain 'PWD:3C277.1.WTMOD';douvcomp 0;ncount 1;go
which should give messages in the message server like KALI > FITLD1: Create FITLD
.TEMP . 1 (MA) on disk 1 cno 1

KALI > FITLD1: Rename 3C277.1 .ICL001. 1 (MA) on disk 1 cno 1
KALI > FITLD1: Image=3C277.1 (MA) Filename=3C277.1 .ICL001. 1
KALI > FITLD1: Telescope=MERLIN2 Receiver=
KALI > FITLD1: Observer= User #= 100
KALI > FITLD1: Observ. date=18-APR-1995 Map date=06-MAR-2010
KALI > FITLD1: Minimum=-5.17458713E-04 Maximum= 1.39807343E-01 JY/BEAM
KALI > FITLD1: -----
KALI > FITLD1: Type Pixels Coord value at Pixel Coord incr Rotat
KALI > FITLD1: RA---SIN 512 12 50 15.130 256.00 -0.015000 0.00
KALI > FITLD1: DEC--SIN 512 56 50 36.400 257.00 0.015000 0.00
KALI > FITLD1: FREQ 1 4.9945000E+09 1.00 1.4000000E+07 0.00
KALI > FITLD1: STOKES 1 1.0000000E+00 1.00 1.0000000E+00 0.00
KALI > FITLD1: -----
KALI > FITLD1: Coordinate equinox 1950.00
KALI > FITLD1: Map type=NORMAL Number of iterations= 10000
KALI > FITLD1: Conv size= 0.05076 X 0.04391 Position angle= 89.28
KALI > FITLD1: Rest freq 0.000 Vel type: OPTICAL wrt YOU
KALI > FITLD1: Alt ref. value 0.00000E+00 wrt pixel 1.00
KALI > FITLD1: Maximum version number of extension files of type HI is 1
KALI > FITLD1: Maximum version number of extension files of type CC is 1
KALI > FITLD1: Appears to have ended successfully
KALI > FITLD1: kali 31DEC09 TST: Cpu= 0.1 Real= 1 IO= 2

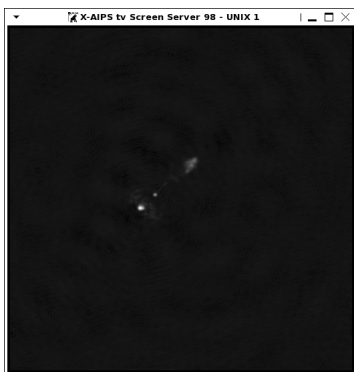
KALI > FITLD1: Found 3C277.1 observed on 18-APR-1995
KALI > FITLD1: Create 3C277.1 .WTMOD . 1 (UV) on disk 1 cno 1
KALI > FITLD1: Image=3C277.1 (UV) Filename=3C277.1 .WTMOD . 1
KALI > FITLD1: Telescope=MERLIN2 Receiver=
KALI > FITLD1: Observer= User #= 100
KALI > FITLD1: Observ. date=18-APR-1995 Map date=16-JUN-2010
KALI > FITLD1: # visibilities 59839 Sort order TB
KALI > FITLD1: Rand axes: UU-L VV-L WW-L BASELINE TIME1
KALI > FITLD1: -----
KALI > FITLD1: Type Pixels Coord value at Pixel Coord incr Rotat
KALI > FITLD1: COMPLEX 3 0.0000000E+00 1.00 1.0000000E+00 0.00
KALI > FITLD1: STOKES 4 -1.0000000E+00 1.00 -1.0000000E+00 0.00
KALI > FITLD1: FREQ 1 4.9945000E+09 1.00 1.4000000E+07 0.00
KALI > FITLD1: IF 1 1.0000000E+00 1.00 1.0000000E+00 0.00

```
KALI > FITLD1: RA      1  12 50 15.130    1.00   3600.000  0.00
KALI > FITLD1: DEC      1  56 50 36.400    1.00   3600.000  0.00
KALI > FITLD1: -----
KALI > FITLD1: Coordinate equinox 1950.00
KALI > FITLD1: Rest freq  0.000    Vel type: OPTICAL wrt YOU
KALI > FITLD1: Alt ref. value 0.00000E+00 wrt pixel  1.00
KALI > FITLD1: Maximum version number of extension files of type HI is  1
KALI > FITLD1: Maximum version number of extension files of type NX is  1
KALI > FITLD1: Maximum version number of extension files of type FQ is  1
KALI > FITLD1: Maximum version number of extension files of type AN is  1
KALI > FITLD1: Appears to have ended successfully
KALI > FITLD1: kali 31DEC09 TST: Cpu=   0.1 Real=   1 IO=   4
Type PCAT
which should show something similar to >pcat
AIPS 1: Catalog on disk  1
AIPS 1: Cat Usid Mapname  Class Seq Pt  Last access  Stat
AIPS 1:  1 100 3C277.1  .ICL001.  1 MA 16-JUN-2010 22:15:41
AIPS 1:  2 100 3C277.1  .WTMOD .  1 UV 16-JUN-2010 22:16:31
```

Now test the TV image display by typing

```
inn '3C277.1'; incl 'ICL001';inse 0;tvlo
```

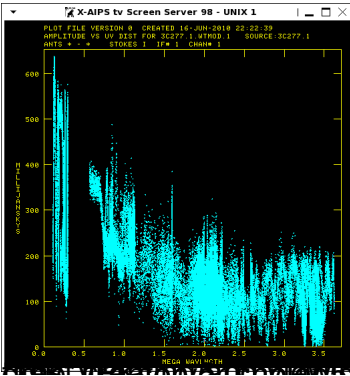
The AIPS tv should show something like



Now test plotting in the TV by typing

```
tvini
task 'UVPL'
inn '3C277.1'; stokes 'i'; incl 'WTMOD';dotv 1;go
```

The AIPS tv should show something like



Plot file version 2 created 16-JUN-2010 22:25:45
Amplitude and Phase vs Time for 3C277.1.WTMOD.1
IF 1 CHAN 1 STK 1

